

FG		ROUND LONG							ROUND												
FIG No.		801	801	801	801	801	801	801	801	801	801	801	801	801	801	801	801	801	801	801	
ISO Shape No.		001	001	001	001	004	001	001	001	001	001	001	001	001	001	001	001	001	001	001	
ISO 1/10(mm)		009	012	014	016	018	021	023	008	009	010	012	014	016	018	021	023	029			
Head Length(mm)																					
FG 314	REGULAR	SUPER COARSE			ALL3SXC		ALL4XC		ALL5MXC							A3XC	A4XC	A5XC	A5LXC	A5LLXC	
		COARSE			ALL3SC	ALL3C	ALL4C	ALL5C	ALL5MC		A1C	A2SC	A2C	A2LC	A3C	A4C	A5C	A5LC	A5LLC		
		STANDARD	ALL1	ALL2	ALL3S	ALL3	ALL4	ALL5	ALL5M	A0	A1	A2S	A2	A2L	A3	A4	A5	A5L	A5LL		
		FINE										A2SF	A2F		A3F	A4F	A5F	A5LF	A5LLF		
		EXTRA FINE						ALL5P							A3P		A5P	A5LP			
		GOLD									GA1		GA2		GA3	GA4	GA5				
		GOLD/ COARSE									GA1C		GA2C		GA3C	GA4C	GA5C				
GOLD/ FINE											GA2F		GA3F	GA4F	GA5F						
FG 313	SHORT	SUPER COARSE														MA3XC					
		COARSE									MA1C		MA2C								
		STANDARD									MA1		MA2		MA3						
		GOLD									GMA1		GMA2		GMA3						

FG		INVERTED CONE										DOUBLE INVERTED CONE								
FIG No.		805	805	805	805	805	805	805	807	807	807	807	806	806	806	806	806			
ISO Shape No.		010	010	010	010	010	010	010	225	225	225	225	019	019	019	019	019			
ISO 1/10(mm)		010	012	014	016	018	021	023	012	014	016	018	009	010	014	016	018			
Head Length(mm)		1	1.5	1.5	1.5	1.8	1.8	2.3	3.5	3.5	3.5	5	2.5	2.2	3.5	3.5	3.5			
FG 314	REGULAR	SUPER COARSE			A8XC	A8MXC	A8LXC	A8LLXC	A8L3XC		A11LXC	A11LLXC	A11L3XC							
		COARSE	A6C	A7C	A8C	A8MC	A8LC	A8LLC	A8L3C	A11C	A11LC	A11LLC	A11L3C		A9C	A10C				
		STANDARD	A6	A7	A8	A8M	A8L	A8LL	A8L3	A11	A11L	A11LL	A11L3	A9S	A9	A10	A10L	A10LL		
		FINE			A8F															
		EXTRA FINE																		
		GOLD	GA6	GA7	GA8						GA11				GA9S	GA9	GA10			
GOLD/ COARSE	GA6C	GA7C	GA8C						GA11C											
FG 313	SHORT	SUPER COARSE			MA8XC															
		COARSE			MA7C	MA8C														
		STANDARD	MA6	MA7	MA8										MA9	MA10				
		GOLD	GMA6	GMA7	GMA8										GMA9	GMA10				

FG		MODIFIED CHAMFER																			
FIG No.		876K	877K	877K	877K	877K	877K	878K	878K	878K	878K	878K	878K	878K	878K	879K	879K	879K	879K	879K	
ISO Shape No.		297	297	297	297	297	297	298	298	298	298	298	298	298	299	299	299	299	299	299	
ISO 1/10(mm)		012	012	014	016	018	021	012	014	016	018	020	022	017	012	014	016	018	021	021	
Head Length(mm)		4	6	6	6	6	6	8	8	8	8	8	8	9	10	10	10	10	10	10	
FG 314	REGULAR	SUPER COARSE			S2SSXC	S2MSXC	S2LSXC	S2LSSXC	S2SXC	S2XC	S2MXC	S2LXC	S2LLXC	S4XC	S1XC	S3SSXC	S3SXC	S3XC	S3LXC	S5XC	
		COARSE			S2S3C	S2SSC	S2MSC	S2LSC	S2LSSC	S2SC	S2C	S2MC	S2LC	S2LLC	S4C	S1C	S3SSC	S3SC	S3C	S3LC	S5C
		STANDARD	S2S4	S2S3	S2SS	S2MS	S2LS	S2LSS	S2S	S2	S2M	S2L	S2LL	S4	S1	S3SS	S3S	S3	S3L	S5	
		FINE		S2S3F	S2SSF		S2LSF			S2F	S2MF	S2LF		S4F	S1F			S3F	S3LF		
		EXTRA FINE									S2MP				S1P			S3P			
		GOLD								GS2	GS2M	GS2L			GS1			GS3	GS3L		
GOLD/ COARSE								GS2C	GS2MC	GS2LC						GS3C	GS3LC				
GOLD/ FINE									GS2MF							GS3F	GS3LF				
FG 313	SHORT	SUPER COARSE						MS2SXC	MS2XC	MS2MXC	MS2LXC	MS2LLXC									
		COARSE						MS2SC	MS2C	MS2MC	MS2LC	MS2LLC									
		STANDARD						MS2S	MS2	MS2M	MS2L	MS2LL									
		FINE							GMS2	GMS2M	GMS2L										
GOLD							MS2F	MS2MF													

FG		ROUND END TAPER																		
FIG No.		849L	855	855	855	855	855	856	856	856	856	856	856	856	856N	856M	856N	856L	856L	
ISO Shape No.		198L	198	198	198	198	198	198	198	198	198	198	198	198	198N	198N	198M	198N	198L	198L
ISO 1/10(mm)		009	012	014	016	018	025	012	016	018	021	021	025	014	016	016	017	014	016	
Head Length(mm)		6	6	6	6	6	7	8	8	8	8	10	8	8	7	8	9	9	10	
FG 314	REGULAR	SUPER COARSE		B5SXC		B5MSXC	D3SXC	D3XC	B5XC	B5MXC	B5LXC	D2SXC	D2LSXC	D2XC	B6SXC		B6MXC	B6LXC	C3SSXC	C3SXC
		COARSE		B5SC	M5MSSC	B5MSC	D3SC	D3C	B5C	B5MC	B5LC	D2SC	D2LSC	D2C	B6SC	B6C	B6MC	B6LC	C3SSC	C3SC
		STANDARD	B5SS	B5S	B5MSS	B5MS	D3S	D3	B5	B5M	B5L	D2S	D2LS	D2	B6S	B6	B6M	B6L	C3SS	C3S
		FINE		B5SF		B5MSF			B5F	B5MF	B5LF	D2SF			D2F	B6F	B6MF	B6LF	C3SSF	
		EXTRA FINE							B5P	B5MP						B6P		B6LP		C3SP
		GOLD						GD3	GB5	GB5M	GB5L			GD2		GB6	GB6M	GB6L		GC3S
		GOLD/COARSE						GD3C	GB5C		GB5LC			GD2C		GB6C				GC3SC
GOLD/FINE							GB5F		GB5LF					GB6F				GC3SF		
FG 313	SHORT	SUPER COARSE			MB5MSSC					MB5MXC		MD2SXC			MB6XC		MB6LXC	MC3SSXC	MC3SXC	
		COARSE			MB5MSSC					MB5MC		MD2SC			MB6C		MB6LC	MC3SSC	MC3SC	
		STANDARD			MB5MSS					MB5M		MD2S			MB6		MB6L	MC3SS	MC3S	
		GOLD													GMB6		GMB6L		GMC3S	
		GOLD/COARSE													GMB6C		GMB6LC		GMC3SC	














FG		RUND END TAPER									FLAT END TAPER									
FIG No.		850N	850N	850	850	850	850	850	850L	845	845	847	846	846	847	848	848	848	848L	
ISO Shape No.		198N	198N	199	199	199	199	199	200	168	168	172	171	171	172	173	173	173	174	
ISO 1/10(mm)		016	022	012	014	016	018	023	018	011	016	012	014	016	018	014	016	018	018	
Head Length(mm)		10	12	10	10	10	10	10	12	4	4.5	8	7	7	8	10	10	10	12	
FG 314	REGULAR	SUPER COARSE	C3XC	C3LXC	C4SXC	C4XC	C4MXC	C4LXC	C4LLXC	C5XC			B4SXC	B3XC	B4XC	B4LXC		C2SXC	C2XC	C2LXC
		COARSE	C3C	C3LC	C4SC	C4C	C4MC	C4LC	C4LLC	C5C	A15C	A16C	B4SC	B3C	B4C	B4LC	C1C	C2SC	C2C	C2LC
		STANDARD	C3	C3L	C4S	C4	C4M	C4L	C4LL	C5	A15	A16	B4S	B3	B4	B4L	C1	C2S	C2	C2L
		FINE	C3F	C3LF	C4SF	C4F	C4MF	C4LF		C5F			B4SF	B3F	B4F	B4LF	C1F	C2SF	C2F	
		EXTRA FINE	C3P					C4P		C5P		A16P			B4P	B4LP		C2SP	C2P	
		GOLD	GC3	GC3L	GC4S	GC4	GC4M	GC4L		GC5	GA15	GA16		GB3	GB4	GB4L	GC1	GC2S	GC2	GC2L
		GOLD/COARSE			GC4SC	GC4C		GC4LC			GA15C			GB3C	GB4C	GB4LC	GC1C	GC2SC	GC2C	
GOLD/FINE			GC4SF	GC4F	GC4MF							GB3F	GB4F			GC2SF	GC2F			
FG 313	SHORT	SUPER COARSE			MC4XC	MC4MXC							MB4SXC		MB4XC			MC2SXC		
		COARSE	MC3C		MC4C	MC4MC				MA15C	MA16C	MB4SC		MB4C			MC2SC			
		STANDARD	MC3		MC4	MC4M				MA15	MA16	MB4S		MB4			MC2S			
		GOLD	GMC3							GMA15	GMA16			GMB4			GMC2S			
		GOLD/COARSE	GMC3C							GMA15C	GMA16C			GMB4C			GMC2SC			
















FG		MODIFIED SHOULDER				NEEDLE													
FIG No.		845KR	845KR	847KR	847KR	858	858	858	858	858	858	858	859	859	859	859	859	859	
ISO Shape No.		168KR	168KR	172KR	172KR	164	164	164	164	164	164	165	166	166	166	166	166	166	
ISO 1/10(mm)		018	025	016	018	008	012	014	012	014	016	011	014	016	018	018	021		
Head Length(mm)		4	4	8	8	6	6	6	8	8	8	9	10	10	10	10	10		
FG 314	REGULAR	SUPER COARSE			B4RXC	B4LRXC						B7XC	B7LXC				C8XC	C8LXC	
		COARSE	A16RLC	A16RLLC	B4RC	B4LRC			B7MC	B7SC	B7C	B7LC	C6C	C7SC	C7C	C8C	C8LC		
		STANDARD	A16RL	A16RLL	B4R	B4LR	B71	B73	B7M	B7S	B7	B7L	C6	C7S	C7	C8	C8L		
		FINE		A16RLLF	B4RF	B4LRF	B71F		B7MF	B7SF	B7F	B7LF	C6F	C7SF	C7F	C8F	C8LF		
		EXTRA FINE					B71P	B73P	B7MP	B7SP	B7P		C6P		C7P	C8P			
		GOLD								GB7S	GB7		GC6		GC7	GC8			
		GOLD/COARSE								GB7C			GC6C		GC7C	GC8C			
GOLD/FINE								GB7SF	GB7F		GC6F		GC7F	GC8F					
FG 313	SHORT	SUPER COARSE			MB4RXC	MB4LRXC						MB7XC	MB7LXC			MC7XC			
		COARSE			MB4RC	MB4LRC			MB7MC		MB7C	MB7LC			MC7C				
		STANDARD			MB4R	MB4LR			MB7M		MB7	MB7L			MC7				
		GOLD									GMB7				GMC7				
		GOLD/COARSE									GMB7C				GMC7C				
















FG		FLAT END CYLINDER												ROUND TIP					
FIG No.		835	835	835	835	835	835	835	835	835	835	835	837	837	860	860	860		
ISO Shape No.		107	107	107	107	107	107	107	107	107	107	107	110	110	274	274	274		
ISO 1/10(mm)		008	008	009	010	012	012	014	014	014	012	014	016	018	010	014	016		
Head Length(mm)		3.5	4.5	3	4	4	5	4.5	4	5	7	7	8	8	3	3	3.5		
FG 314	REGULAR	SUPER COARSE				A13SXC	A13XC			A14XC			B1SXC	B1XC	B1LXC	B1LLXC			
	COARSE	A12C	A12LC	A13SSC	A13SC	A13C	A13LC	A14C	A14MC	A14LC			B1SC	B1C	B1LC	B1LLC			
	STANDARD	A12	A12L	A13SS	A13S	A13	A13L	A14	A14M	A14L			B1S	B1	B1L	B1LL	A23	A24	C21
	FINE	A12F			A13SF	A13F		A14F					B1SF	B1F				A24F	C21F
	EXTRA FINE																A23P	A24P	C21P
	GOLD	GA12				GA13		GA14					GB1S	GB1					
FG 313	SHORT	SUPER COARSE				MA13XC		MA14XC						MB1XC					
	COARSE					MA13C		MA14C						MB1C					
	STANDARD	MA12				MA13		MA14						MB1					
	GOLD	GMA12				GMA13		GMA14						GMB1					
	GOLD/COARSE													GMB1C					














FG		BEVELED CYLINDER										OCCLUSAL			MOSQUITO			
FIG No.		884	884	884	885	885	885	885	886	886	886	886	811	811	811	392		
ISO Shape No.		129	129	129	130	130	130	131	131	131	131	038	038	038				
ISO 1/10(mm)		010	012	014	010	012	014	016	010	012	014	016	017	032	038	016		
Head Length(mm)		6	6	6	8	8	8	8	10	10	10	10	4	5	6	5		
FG 314	REGULAR	SUPER COARSE				B11XC	B11MXC	B11LXC			C9SXC	C9XC	C9LXC		C13XC	C13LXC		
	COARSE	B10C	B10MC	B10LC	B11SC	B11C	B11MC	B11LC	C9SSC	C9SC	C9C	C9LC	C17C	C13C	C13LC			
	STANDARD	B10	B10M	B10L	B11S	B11	B11M	B11L	C9SS	C9S	C9	C9L	C17	C13	C13L	C20		
	FINE	B10F	B10MF	B10LF	B11SF	B11F	B11MF	B11LF	C9SSF		C9F	C9LF		C13F		C20F		
	EXTRA FINE	B10P																
	GOLD	GB10				GB11						GC9	GC9L		GC13			
FG 313	SHORT	SUPER COARSE											MC9XC	MC9LXC				
	COARSE												MC9C	MC9LC				
	STANDARD												MC9	MC9L				
	GOLD												GMC9	GMC9L				
	GOLD/COARSE												GMC9C	GMC9LC				











FG		FLAME										WHEEL					
FIG No.		862	862	862	862	862	862	862	862	862	863	863	863	909	909	909	
ISO Shape No.		247	247	247	247	247	249	249	249	249	250	250	250	068	068	068	
ISO 1/10(mm)		010	012	014	016	010	012	014	016	018	012	014	016	035	045	045	
Head Length(mm)		4	4	4	5	8	8	8	8	9	10	12	10	1.2	1.0	1.7	
FG 314	REGULAR	SUPER COARSE					B8XC	B9XC	B9LXC	B9LLXC	C10XC	C10LXC	C11XC				C14XC
	COARSE	A25C	A26C	A27C	A28C	B8SC	B8C	B9C	B9LC	B9LLC	C10C	C10LC	C11C	C14SSC	C14SC	C14C	
	STANDARD	A25	A26	A27	A28	B8S	B8	B9	B9L	B9LL	C10	C10L	C11	C14SS	C14S	C14	
	FINE		A26F	A27F	A28F	B8SF	B8F	B9F		B9LLF	C10F	C10LF	C11F				
	EXTRA FINE	A25P	A26P		A28P	B8SP	B8P	B9P			C10P		C11P				
	GOLD					GB8	GB9				GC10		GC11				GC14
FG 313	SHORT	SUPER COARSE							MB9XC								MC14XC
	COARSE								MB9C								MC14C
	STANDARD								MB9								MC14
	GOLD								GMB9								
	GOLD/COARSE								GMB9C								

FG		FOOTBALL				EGG						ACORN						
FIG No.		368	368	368	368	379	379	379	379	379	379	905	905	905				
ISO Shape No.		257	257	257	257	277	277	277	277	277	277	031	031	031				
ISO 1/10(mm)		016	018	018	023	012	014	016	018	020	023	023	027	031				
Head Length(mm)		3.5	4	4.5	5	2.8	2.8	3.4	3.4	3.8	5	2.7	2.9	1.4				
																		
FG 314	REGULAR	SUPER COARSE	A17SXC	A17XC	A173XC	C15XC						C15RSXC	C15RMSXC	C15RXC				
		COARSE	A17SC	A17C	A173C	C15C	C15RS3C	C15RSSC	C15RS1C	C15RSC	C15RMSC	C15RC			C19C	C19LC		
		STANDARD	A17S	A17	A173	C15	C15RS3	C15RSS	C15RS1	C15RS	C15RMS	C15R	C18	C19	C19L			
		FINE	A17SF	A17F		C15F	C15RS3F	C15RSSF	C15RS1F	C15RSF	C15RMSF	C15RF	C18F	C19F	C19LF			
		EXTRA FINE	A17SP	A17P	A173P	C15P					C15RSP	C15RP			C19LP			
		GOLD	GA17S	GA17		GC15						GC15R						
		GOLD/ COARSE	GA17SC			GC15C						GC15RC						
	GOLD/ FINE	GA17SF			GC15F					G15RF								
FG 313	SHORT	SUPER COARSE																
		COARSE																
		STANDARD										MC15R						
		FINE															C19LF	

FG		ENDO													BULK REDUCTION			
FIG No.		861K	851	857	863K	857	857	802L	802L	802L	802L	802L	802L	508	508	6055	6055	
ISO Shape No.		219	219	219	220	220	219	005	005	005	005	005	005					
ISO 1/10(mm)		012	012	016	012	014	016	018	018	012	014	016	018	016	020	018	016	
Head Length(mm)		6	8	7	10	10	10	7.5	9	10	10	10	10	7.5	7.5	8	8	
																		
FG 314	REGULAR	SUPER COARSE															D1XC	D1LXC
		COARSE			N1C	N1MC	N2SC	N2C	N3C	N3LC	N3SSC	N3SC	N3MC	N3LLC	N4C	N4LC	D1C	D1LC
		STANDARD	N1SS	N1S	N1	N1M	N2S	N2	N3	N3L	N3SS	N3S	N3M	N3LL	N4	N4L	D1	D1L
		FINE	N1SSF	N1SF		N1MF									N4F	N4LF		
		EXTRA FINE	N1SSP			N1MP												
		GOLD			GN1			GN2	GN3									GD1
	GOLD/ COARSE			GN1C			GN2C									GD1C		

FG		ROUND END CYLINDER									DEPTH CUTTER			ROUND W/COLLAR				
FIG No.		835R	835R	835R	835R	835R	835R	880	880	880	880	828	834	834	802	802	802	
ISO Shape No.		156	156	156	156	156	157	140	140	140	140	242	242	552	002	002	002	
ISO 1/10(mm)		008	008	010	012	014	010	014	012	014	016	026	016	020	009	012	016	
Head Length(mm)		3	4.5	4	5	5	6	6	7	8	8	0.9	7.5	7.5	3	3	3.3	
																		
FG 314	REGULAR	SUPER COARSE						B2XC	B2SXC	B2MXC	B2LXC							
		COARSE				A20C	A20LLC	B1SSC	B2C	B2SC	B2MC	B2LC	D7SSC	D7SC	D7C	AL1C	AL2C	AL3C
		STANDARD	A19	A19L	A20	A20L	A20LL	B1SS	B2	B2S	B2M	B2L	D7SS	D7S	D7	AL1	AL2	AL3
		FINE			A20F	A20LF	A20LLF	B1SSF	B2F	B2SF	B2MF							
		EXTRA FINE			A20P			B1SSP	B2P									
		GOLD	GA19		GA20			GB1SS	GB2							GAL1	GAL2	GAL3
	GOLD/ COARSE	GA19C		GA20C			GB1SSC	GB2C										
	GOLD/ FINE						GB1SSF	GB2F										
FG 313	SHORT	SUPER COARSE						MB2C										
		COARSE						MB2C										
		STANDARD						MB2							MAL1	MAL2	MAL3	
		GOLD													GMAL1	GMAL2	GMAL3	

FG		END CUTTER				PEAR							BEVEL MARGIN		
FIG No.		839	839	839	848	830	830	830	830	830	830	830	889	889	
ISO Shape No.		150	150	150	173	234	234	234	234	234	234	234			
ISO 1/10(mm)		010	012	014	016	008	010	012	012	016	021	032	007	009	
Head Length(mm)					10	1.6	4	2.7	4	5	5	5	3	3.5	
															
FG 314	REGULAR	SUPER COARSE			D6XC							C12XC	C16XC		
		COARSE	A18C	A18LC	A18LLC	D6C		C12SSC	C12SSMC	C12SSC	C12SC	C12C	C16C		
		STANDARD	A18	A18L	A18LL	D6	C12S4	C12SSS	C12SSM	C12SS	C12S	C12	C16	A22	A21
		FINE	A18F				C12S4F	C12SSSF	C12SSMF	C12SSF	C12SF	C12F	C16F	A22F	A21F
		EXTRA FINE								C12SSP		C12P	C16P	A22P	
		GOLD	GA18									GC12	GC16		
FG 313	SHORT	SUPER COARSE										GC12C	GC16C		
		COARSE						MC12SSMC				MC12XC			
		STANDARD					MC12S4		MC12SSM			MC12			
		GOLD										GMC12			
		GOLD/COARSE													

FG		OCCLUSAL REDUCTION						MADC AXIAL REDUCTION				
FIG No.		828	828	828	828	828	828					
ISO Shape No.												
ISO 1/10(mm)		017	017	017	017	017	017	008	008	008	008	
Head Length(mm)		1.2	1.5	1.8	2.0	2.2	2.4	0.6	1.0	1.5	2.0	
												
FG 31	REGULAR	SUPER COARSE										
		COARSE	E10C	E11C	E12C	E13C	E14C	E15C	M1C	M2C	M3C	M4C
		STANDARD	E10	E11	E12	E13	E14	E15	M1	M2	M3	M4
		FINE							M1F	M2F	M3F	M4F
		EXTRA FINE										
		GOLD/ COARSE										

